

SANSKAR SCHOOL

GRADE-IV

Assignment 39

Date: Thursday, 27th August 2020

ENGLISH:

Pronouns: Watch the video carefully and do exercise C, H, I and J in the book.

<https://youtu.be/ZHX8U58-dyw>

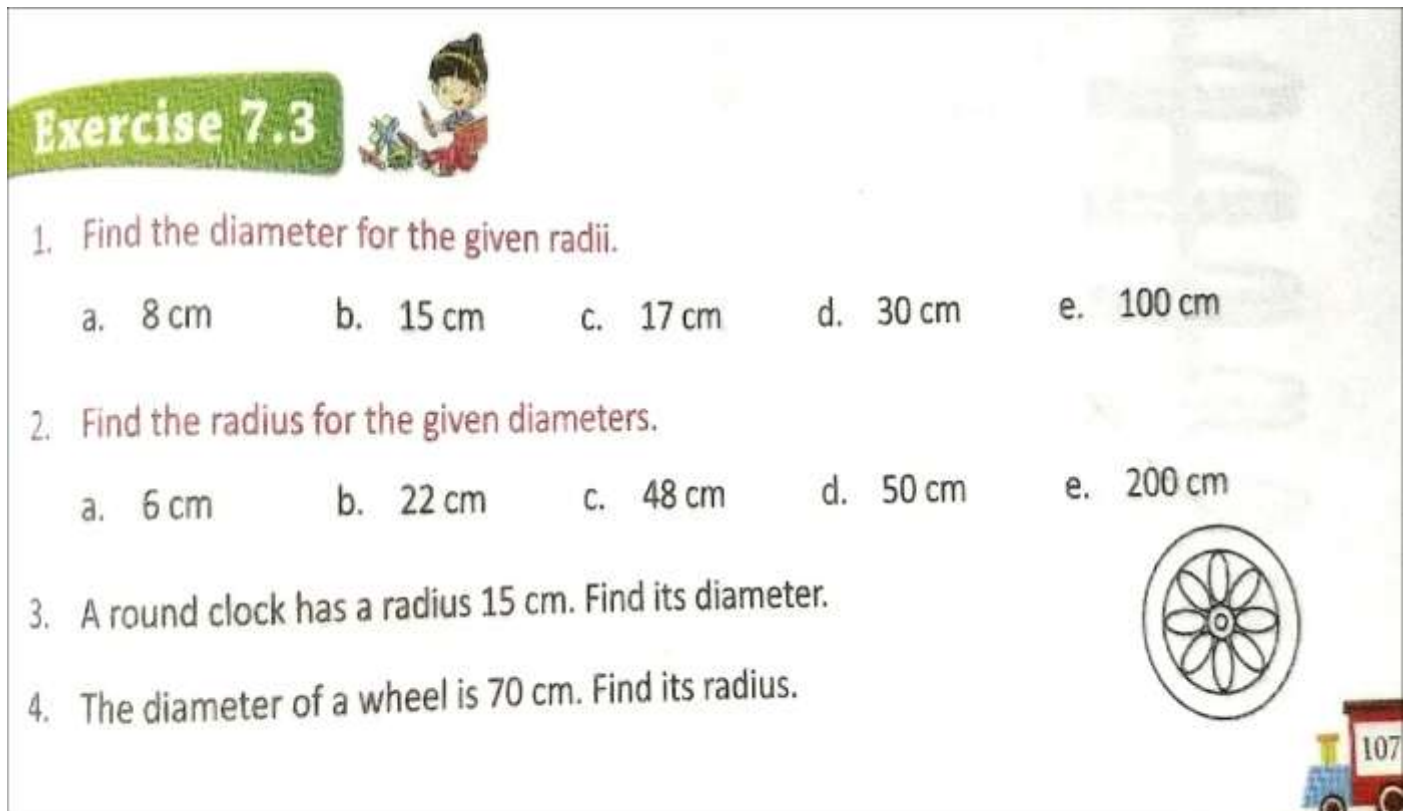
MATHS:

Basic Geometry - Circle

Solve the following questions in your assignment notebook.

Ex 7.3 Q1 (a, d, e) Q2 (c, d, e) Q3 and Q4

(page no. 107)



Exercise 7.3

- Find the diameter for the given radii.
a. 8 cm b. 15 cm c. 17 cm d. 30 cm e. 100 cm
- Find the radius for the given diameters.
a. 6 cm b. 22 cm c. 48 cm d. 50 cm e. 200 cm
- A round clock has a radius 15 cm. Find its diameter.
- The diameter of a wheel is 70 cm. Find its radius.

Solve the following questions in book

(page no. 108)

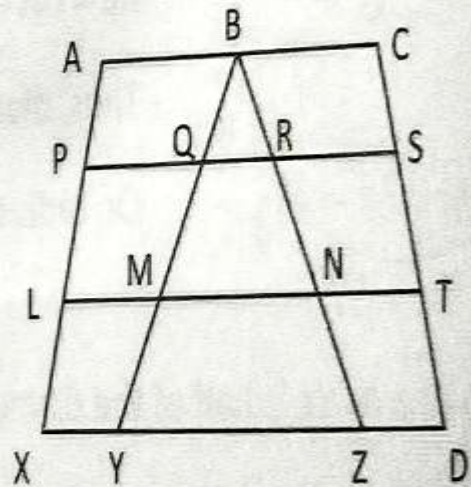


FUN WITH MATHS

Count the number of triangles and quadrilaterals in the given figure.

Number of triangles is _____.

Number of quadrilaterals is _____.



Tables target of the week – Revise tables from 2 to 17

HINDI:

पाठ्य पुस्तक में पृष्ठ संख्या २१-२५ पर प्रदत्त एकांकी 'फल - सब्जी की चौपाल' के शब्दार्थ तथा वाक्य - निर्माण, अनेक शब्दों के लिए एक शब्द एवं प्रश्नोत्तर का दिनांक २८ .५ .२० को लिखित मूल्यांकन हेतु अभ्यास करिए ।

UOI:

Finding Out

There are various effects of conflict like emotional, physical, environmental etc.

Emotional effects are jealousy, attention deficit, confusion, anxiety, upset, negative thoughts, puzzled, unkind etc.

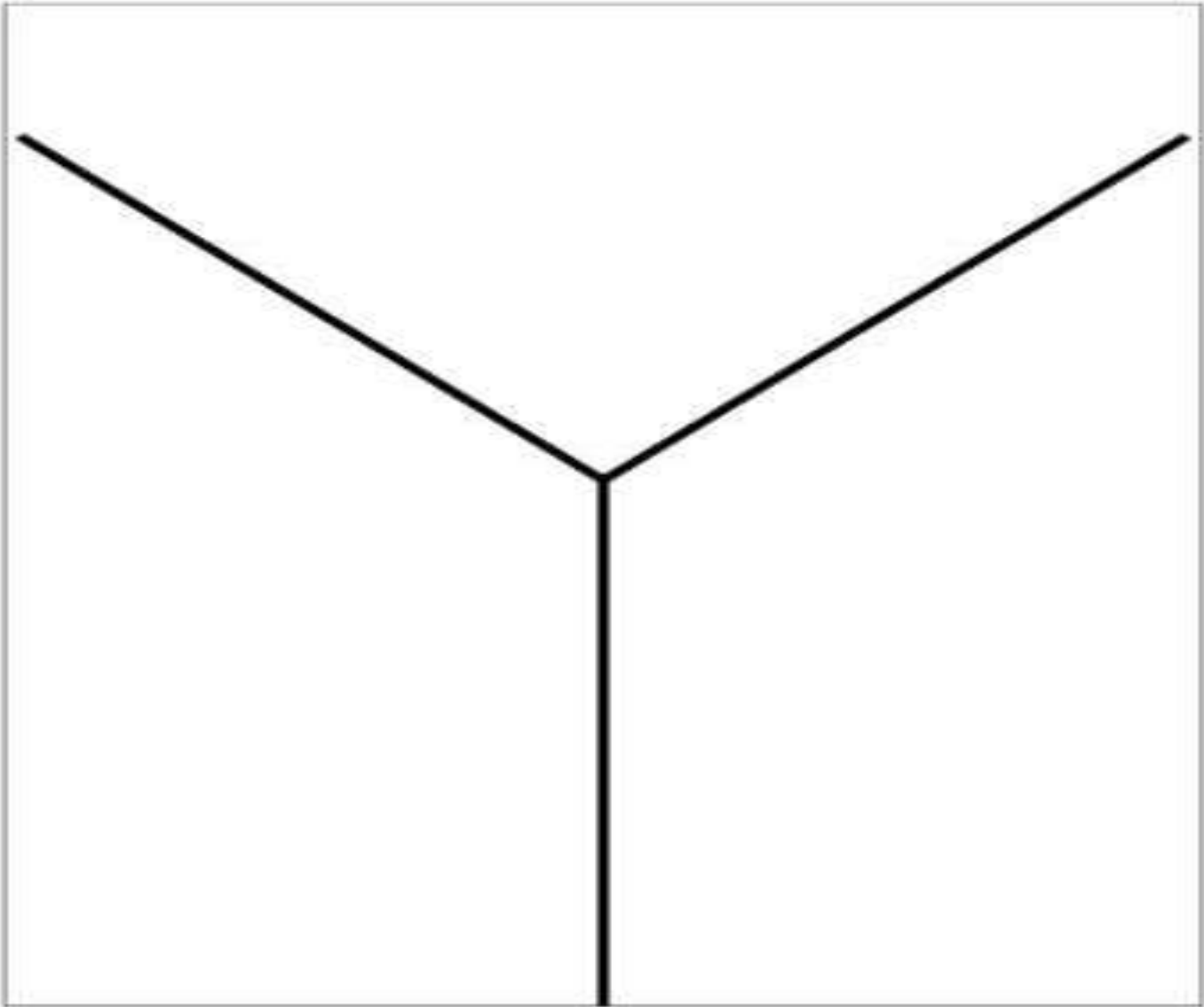
Physical effects are sweating, headache, loss of appetite, discomfort, etc.

Environmental effects are violent, noisy, unfriendly, hostile, rude etc.

TASK: Think of such effects of conflict and reflect your understanding through Y-chart.

Name _____

Date _____



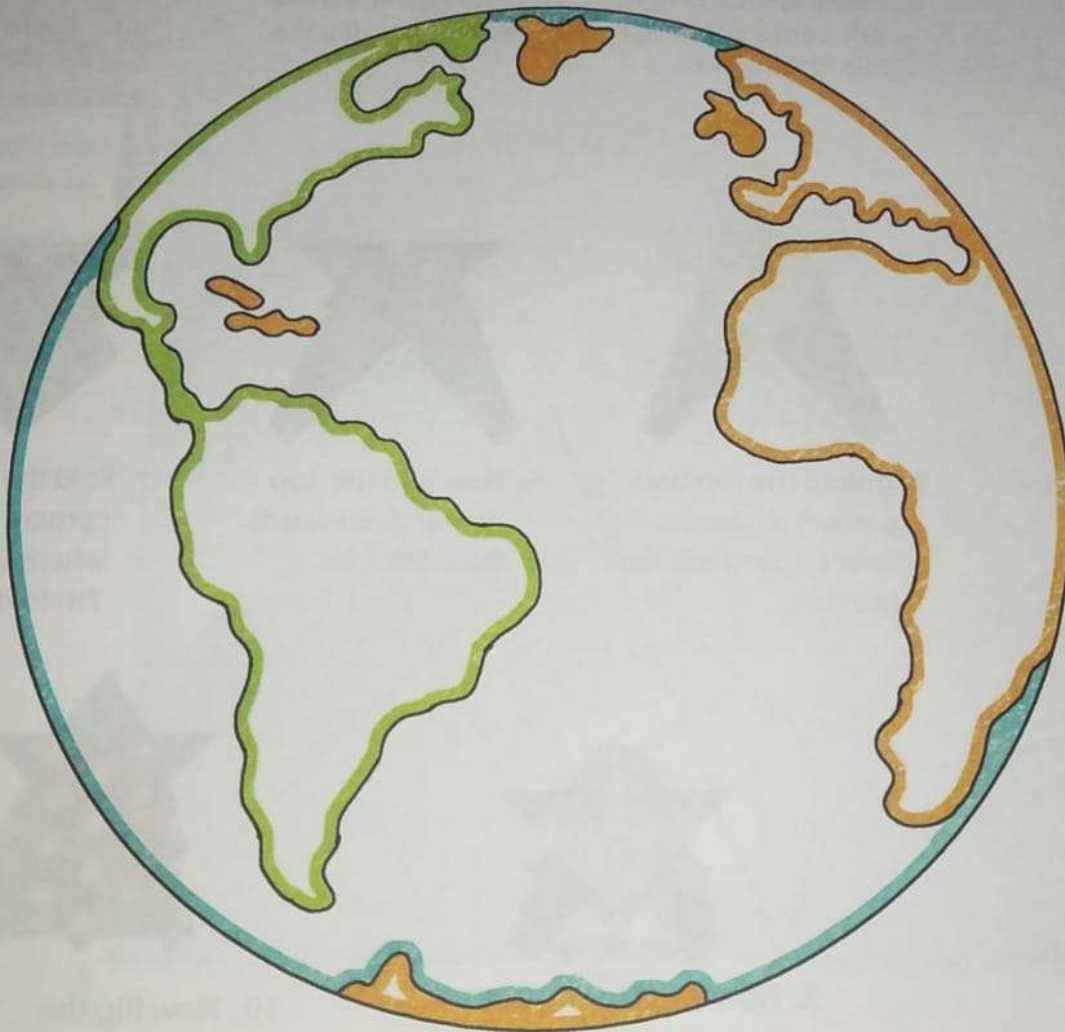
ART:

Colour the earth using crayons make thumb impression around the earth using colours and add more details by drawing faces, hands and hair using black sketch pen, in craft book page no.24, For reference picture is given below.



Thumb impression activity

Colour the Earth using crayons. Make thumb impressions around the Earth using different water colours and let them dry. Add more details by drawing faces, hands and hair using black sketch pen as shown.



Teacher's Remarks

Good Excellent Outstar

P.E.

Watch the video to practice some fitness exercises.

<https://youtu.be/Ln8admRAOzA>

DANCE:

Watch the video and practice the steps.

<https://youtu.be/hxz6bvJvZw4>